






**INSTITUTE OF HOTEL MANAGEMENT CATERING TECHNOLOGY &
APPLIED NUTRITION::THARAMANI::CHENNAI -600 113.**

Lr.No.Sch.(ADI.TW)/SC/ST/IHM.CHE/2024-25

Date: 03.10.2024

NOTICE

Students are required to complete the Below OTR Registration Process Step by Step for applying the Tamilnadu scholarship through NSP Portal for Post Matric Scholarship Registration process is for eligible **Scheduled Caste / Scheduled Tribe (including converted Christian) students belonging to Tamil Nadu** undergoing B.Sc in H&HA Degree / Diploma in Food Production / Diploma in Bakery & Confectionery / Craftsmanship in Food Production courses in the Academic Year 2024-25 .

2024-2025 POST MATRIC SCHOLARSHIP OTR STEP BY STEP REGISTRATION PROCESS IN NATIONAL SCHOLARSHIP PORTAL[NSP]	
Step 1	Go to below Link and read the Scheme Guidelines https://scholarships.gov.in/otrapplication/#/
	
Step 2	Complete the Mobile Number Registration process with OTP and Captcha
	
Step 3	Aadhaar Verification - Phase 1 [Aadhaar Linked Mobile Number- Once verification completed you will receive Reference Number . Eg- R24-00111****]
	
Step 4	Aadhaar Verification - Phase 2 [Face Authentication- Go to Playstore, download NSP OTR App & Aadhaar Face RD Mobile App . Use the above received reference number (R24-00111****) and complete the eKyc- face authentication through mobile.]
	
Step 5	Once all the verification process completed, the OTR [One Time Registration] Number & Password will be sent to the registered Mobile number.
	
Step 6	Use the OTR number and password in the NSP login.

After Completion of OTR Registration Students are required to Note down the Login ID & Password for submitting the scholarship through portal .

Primalo e
PRINCIPAL

To Students Notice Board
Copy to: HOD